




# New Baby Moms



Aap ki suraksha ke liye sirf ekdhakkan Dettol Antiseptic Liquid kaafi hai. Bas **Itna Sa Farq.**

## Floor



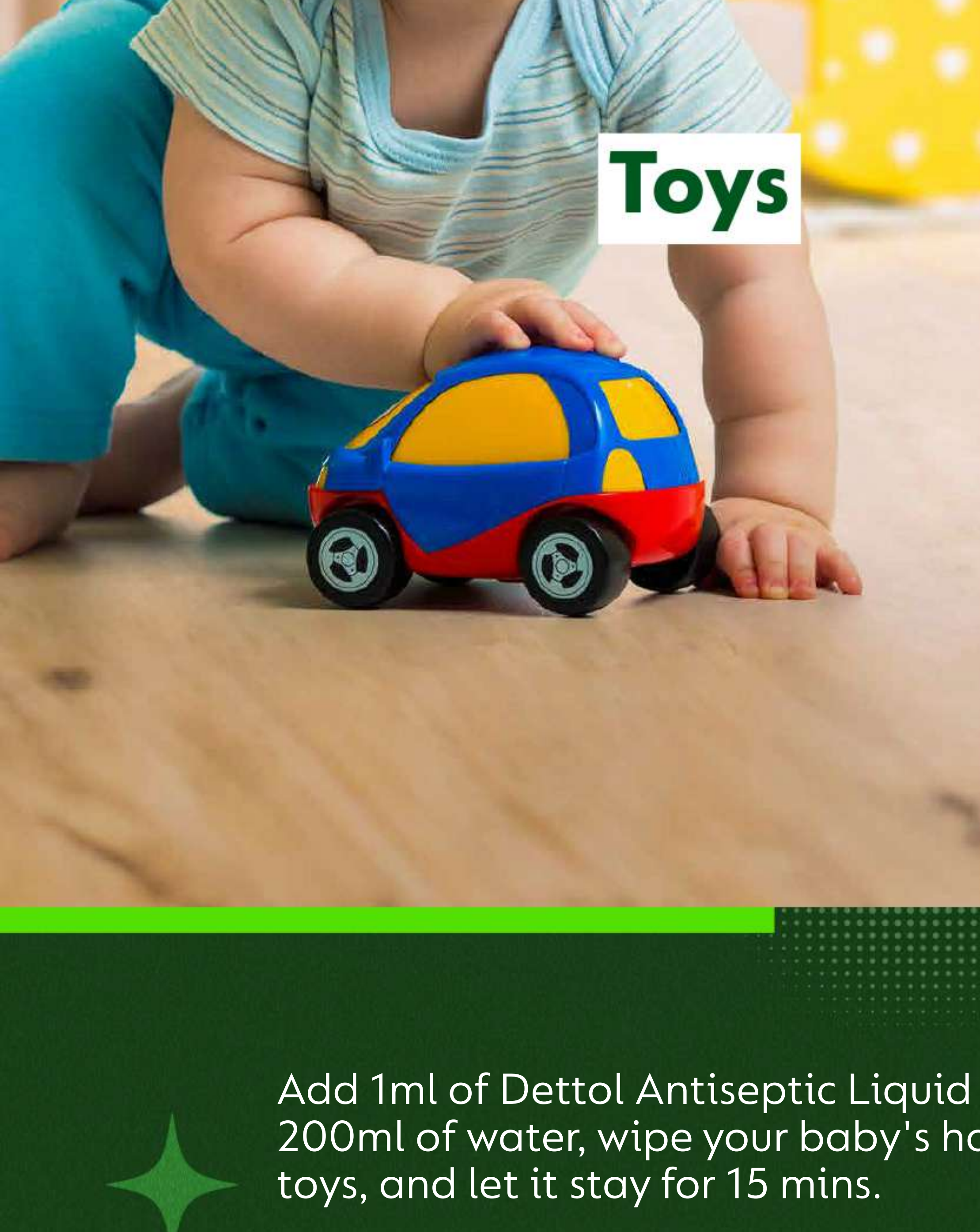
Pour 1ml of Dettol Antiseptic Liquid in 200ml of water, mop the floor, and let it stay for 15 mins.



## Baby Crib



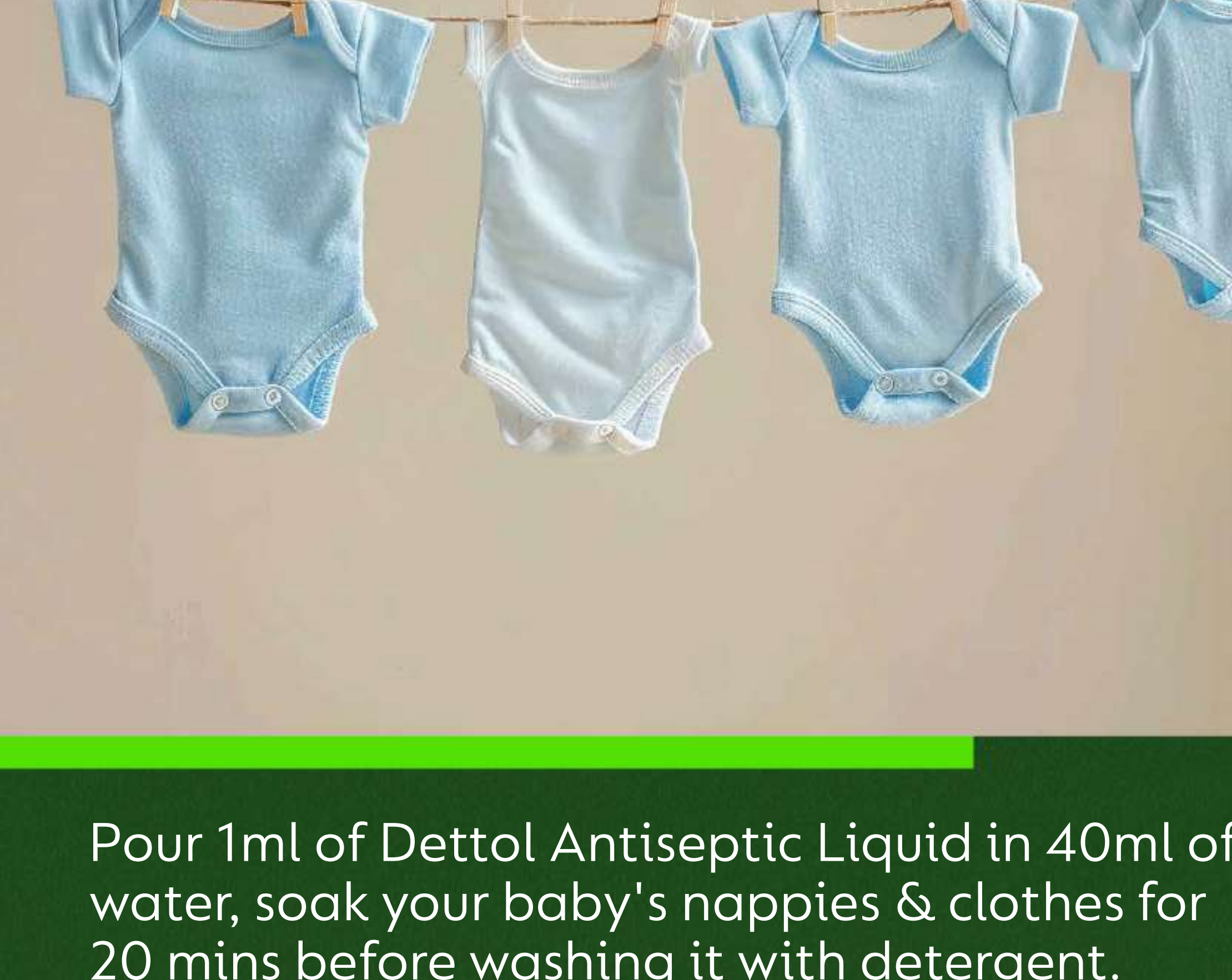
Add 1ml of Dettol Antiseptic Liquid in 200ml of water, wipe your baby's crib, and let it stay for 15 mins.



## Toys

Add 1ml of Dettol Antiseptic Liquid in 200ml of water, wipe your baby's hard toys, and let it stay for 15 mins.

## Baby Clothes/Nappy



Pour 1ml of Dettol Antiseptic Liquid in 40ml of water, soak your baby's nappies & clothes for 20 mins before washing it with detergent.

## Baby Bedding, Pillows and Cushions



Pour 1ml of Dettol Antiseptic Liquid in 40ml of water, soak your baby's bedding, pillows, and cushions for 20 mins before washing them with detergent.

## Car Seat



Pour 1ml of Dettol Antiseptic Liquid in 40ml of water, wipe your baby's car seat, and let it stay for 20 mins.

For usage instructions, refer pack label.