Personal Items & Accessories

Aapki sundrika ka hai zaroori nahi
to kaise bhi use karo antiseptic
liquid ko **Bas Use Ka Farq.**

Hair Bands



Pour 1ml of Dettol Antiseptic Liquid in 200ml of water, soak your hair bands for 15 mins before washing it.

Car/2-Wheeler Cover

Add 1ml of Dettol Antiseptic Liquid in 200ml of water, wipe your Car or 2-Wheeler cover for 15 mins before washing it.

Laundry Rack



Pour 1ml of Dettol Antiseptic Liquid in 200ml of water, wipe the laundry rack, and let it stay for 15 mins.

Swing

Add 1ml of Dettol Antiseptic Liquid in 200ml of water, wipe your swing at home, and let it stay for 15 mins.

Car Windshield

Add 1ml of Dettol Antiseptic Liquid in 200ml of water, wipe your car windshield, and let it stay for 15 mins.

Ladder

Pour 1ml of Dettol Antiseptic Liquid in 200ml of water, wipe the ladder, and let it stay for 15 mins.

Wall Clock

Add 1ml of Dettol Antiseptic Liquid in 200ml of water, wipe the wall clock, and let it stay for 15 mins.

Umbrella

Pour 1ml of Dettol Antiseptic Liquid in 40ml of water, soak your cloth mask for 20 mins before washing it.

Raincoat

Pour 1ml of Dettol Antiseptic Liquid in 40ml of water, soak your raincoat for 20 mins before washing it.

Cloth Mask

Pour 1ml of Dettol Antiseptic Liquid in 40ml of water, soak your cloth mask for 20 mins before washing it.

Rings

Add 1ml of Dettol Antiseptic Liquid in 200ml of water, wipe your rings, and let it stay for 15 mins.

Earrings

Pour 1ml of Dettol Antiseptic Liquid in 200ml of water, wipe your earrings, and let it stay for 15 mins.

Neck Chain

Add 1ml of Dettol Antiseptic Liquid in 200ml of water, wipe your neck chain, and let it stay for 15 mins.

Anklet

Pour 1ml of Dettol Antiseptic Liquid in 200ml of water, wipe your anklet, and let it stay for 15 mins.

Vases



Add 1ml of Dettol Antiseptic Liquid in 200ml of water, wipe your vases, and let it stay for 15 mins.

For usage instructions, refer pack label.